

# Recombinant Rabbit Anti-Human IgG2 Antibody- sodium azide free

Catalog No: tcna4769saf



## Available Sizes

**Size:** 100ug



## Specifications

**Application:**

ICC, IHC, FACS, ELISA

**Species Reactivity:**

Human

**Host Species:**

Rabbit

**Immunogen / Amino acids:**

Human IgG2 was used as the immunogen for this recombinant Human IgG2 antibody.

**Conjugation:**

Purified

**Clonality:**

Recombinant Rabbit Monoclonal

**Clones:**

RM118

**Isotype:**

Rabbit IgG

**Form:**

Liquid

**Storage Buffer:**

1 mg/ml in PBS without glycerol/BSA/sodium azide

### Recommended Dilution:

ELISA: 50ng/well - 200ng/well (Capture); 0.05-0.2ug/ml (Detection)

Immunocytochemistry: 0.5-2ug/ml

Immunohistochemistry: 0.5-2ug/ml (1)The stated application concentrations are suggested starting points. Titration of the recombinant Human IgG2 antibody may be required due to differences in protocols and secondary/substrate sensitivity.

1. A pH6 Citrate buffer or pH9 Tris/EDTA buffer HIER step is recommended for testing of FFPE tissue sections.

### Storage Instruction:

Store the recombinant Human IgG2 antibody at -20oC (with glycerol) or aliquot and store at -20oC (without glycerol).

### SwissProt:

P01859

### Gene ID:

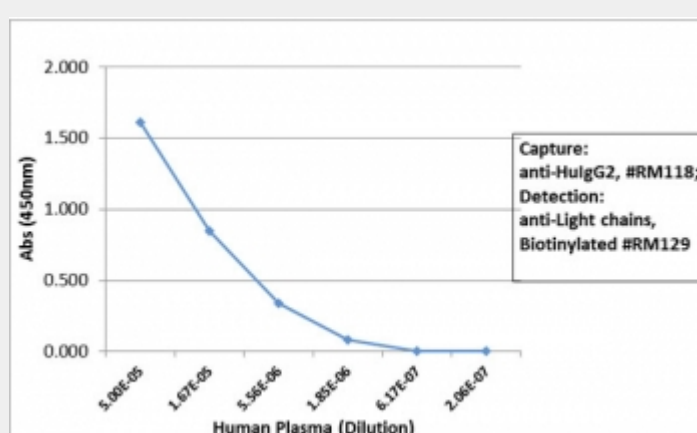
3501 (human);

## References

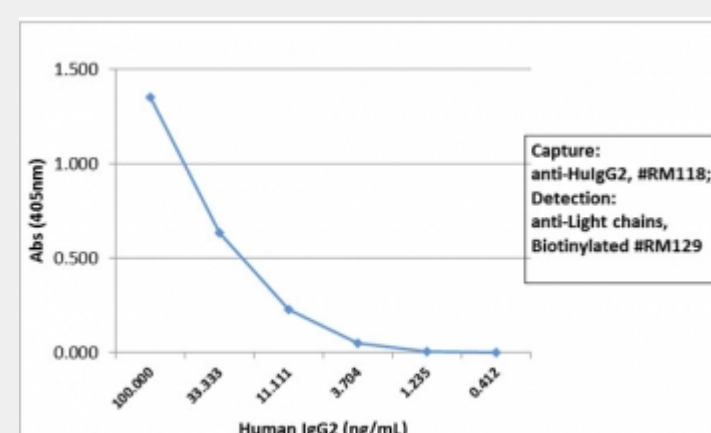
Purified

## Product Description

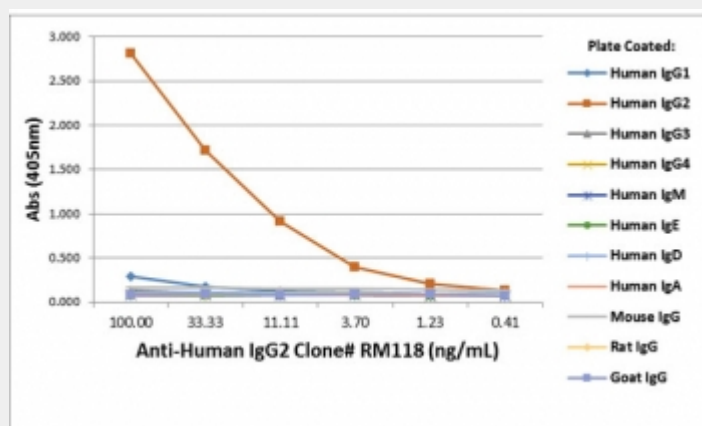
This recombinant Human IgG2 antibody reacts to the heavy chain of human IgG2. No cross reactivity with IgG1, IgG3, IgG4, IgM, IgA, IgD, IgE, mouse/rat/goat IgG.



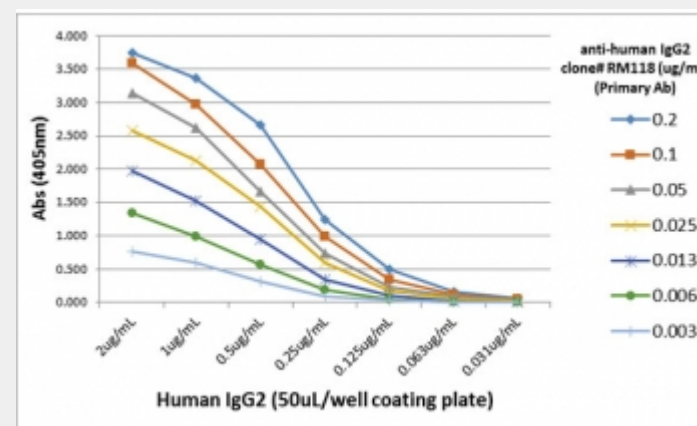
Sandwich ELISA with human plasma using recombinant Human IgG2 antibody as the capture, and [biotinylated anti-human light chains \(, kappa+, lambda\) antibody RM129](#) as the detect, followed by an AP conjugated streptavidin.



Sandwich ELISA with human IgG2 using recombinant Human IgG2 antibody as the capture, and [biotinylated anti-human light chains \(, kappa+, lambda\) antibody RM129](#) as the detect, followed by an AP conjugated streptavidin.



ELISA of human immunoglobulins shows recombinant Human IgG2 antibody only reacted to hlgG2. No cross reactivity with IgG1, IgG3, IgG4, IgE, IgD, IgA, mouse/rat/goat IgG.



ELISA Titration: the plate was coated with different amounts of human IgG2. A serial dilution of recombinant Human IgG2 antibody was used as the primary and an alkaline phosphatase conjugated anti-rabbit IgG as the secondary.

All products are for RESEARCH USE ONLY. Not for diagnostic & therapeutic purposes!